

# Pacesetter BES® Dream Edition® – Fonts

---

The following fonts are installed with Pacesetter BES4® Dream Edition®. Please note, that some fonts may contain more characters than show in the samples below. The font character previews within the software display the full set of characters available in each font.

## 2 Color Curly Script

A B C D E F G H I J K L M  
N O P Q R S T U V W X Y Z

*Recommended Font Heights for Satin Lettering:*

*Minimum: 1.02in/ 26mm*

*Maximum: 1.97in/ 50mm*

## 2Color Fancy Script

A B C D E F G H I J K L M  
N O P Q R S T U V W X Y Z  
a b c d e f g h i j k l m  
n o p q r s t u v w x y z

*Recommended Font Heights for Satin Lettering:*

*Minimum: 0.75in/ 19mm*

*Maximum: 1.77in/ 45mm*

## 2Color Sports

**A B C D E F G H I J K L M**  
**N O P Q R S T U V W X Y Z**

*Recommended Font Heights for Satin Lettering:*

*Minimum: 0.71in/ 18mm*

*Maximum: 2.56in/ 65mm*

## 2Color Team Medium

**A B C D E F G H I J K L M**  
**N O P Q R S T U V W X Y Z**

*Recommended Font Heights for Satin Lettering:*

*Minimum: 1.38in/ 35mm*

*Maximum: 2.95in/ 75mm*

## 2Color Team Small

**A B C D E F G H I J K L M**  
**N O P Q R S T U V W X Y Z**

*Recommended Font Heights for Satin Lettering:*

*Minimum: 0.39in/ 10mm*

*Maximum: 1.38in/ 35mm*

### 2Color Wild West

A B C D E F G H I J K L M  
N O P Q R S T U V W X Y Z  
a b c d e f g h i j k l m  
n o p q r s t u v w x y z

*Recommended Font Heights for Satin Lettering:*

*Minimum: 0.98in/ 25mm*

*Maximum: 1.38in/ 35mm*

### 3D Shadow

A B C D E F G H I J K L M  
N O P Q R S T U V W X Y Z

*Recommended Font Heights for Satin Lettering:*

*Minimum: 0.51in/ 13mm*

*Maximum: 1.97in/ 50mm*

### Adelaide

A B C D E F G H I J K L M  
 N O P Q R S T U V W X Y Z  
 a b c d e f g h i j k l m  
 n o p q r s t u v w x y z

*Recommended Font Heights for Satin Lettering:*

*Minimum: 0.24 in/ 6mm*

*Maximum: 1.38in/ 35mm*

### Aidan

A B C D E F G H I J K L M  
 N O P Q R S T U V W X Y Z  
 a b c d e f g h i j k l m  
 n o p q r s t u v w x y z

*Recommended Font Heights for Satin Lettering:*

*Minimum: 0.59in/ 15mm*

*Maximum: 1.57in/ 40mm*

### Alexandria

A B C D E F G H I J K L M  
 N O P Q R S T U V W X Y Z  
 a b c d e f g h i j k l m  
 n o p q r s t u v w x y z

Recommended Font Heights for Satin Lettering:  
 Minimum: 0.28in/ 7mm  
 Maximum: 2.05in/ 52mm

### Andante 4mm

A B C D E F G H I J K L M  
 N O P Q R S T U V W X Y Z  
 a b c d e f g h i j k l m  
 n o p q r s t u v w x y z

Recommended Font Heights for Satin Lettering:  
 Minimum: 0.16in/ 4mm  
 Maximum: 0.16in/ 4mm

### Andrea

A B C D E F G H I J K L M  
 N O P Q R S T U V W X Y Z  
 a b c d e f g h i j k l m  
 n o p q r s t u v w x y z

Recommended Font Heights for Satin Lettering:  
 Minimum: 0.47in/ 12mm  
 Maximum: 2.05in/ 52mm

### At best

A B C D e f g H i j K L M  
n o p q r s t u v w x y z

*Recommended Font Heights for Satin Lettering:*

*Minimum: 0.59in/ 15mm*

*Maximum: 1.38in/ 35mm*

### Aurora

A B C D E F G H I J K L M  
N O P Q R S T U V W X Y Z  
a b c d e f g h i j k l m  
n o p q r s t u v w x y z

*Recommended Font Heights for Satin Lettering:*

*Minimum: 0.47in/ 12mm*

*Maximum: 2.05in/ 52mm*

## Baby Point

A B C D E F G H I J K L M  
N O P Q R S T U V W X Y Z  
a b c d e f g h i j k l m  
n o p q r s t u v w x y z

*Recommended Font Heights for Satin Lettering:*

*Minimum: 0.59in/ 15mm*

*Maximum: 1.97in/ 50mm*

## Baked Fresh

A B C D E F G H I J K L M  
N O P Q R S T U V W X Y Z  
a b c d e f g h i j k l m  
n o p q r s t u v w x y z

*Recommended Font Heights for Satin Lettering:*

*Minimum: 0.59in/ 15mm*

*Maximum: 1.97in/ 50mm*

### Ballad Blended

**A B C D E F G H I J K L M**  
**N O P Q R S T U V W X Y Z**

*Recommended Font Heights for Satin Lettering:*

*Minimum: 0.47in/ 12mm*

*Maximum: 0.98in/ 25mm*

### Bambino 5mm

**A B C D E F G H I J K L M**  
**N O P Q R S T U V W X Y Z**  
**a b c d e f g h i j k l m**  
**n o p q r s t u v w x y z**

*Recommended Font Heights for Satin Lettering:*

*Minimum: 0.20in/ 5mm*

*Maximum: 0.20in/ 5mm*

### Barge

**A B C D E F G H I J K L M**  
**N O P Q R S T U V W X Y Z**

*Recommended Font Heights for Satin Lettering:*

*Minimum: 0.63in/ 16mm*

*Maximum: None*



## Bella Large

A B C D E F G H I J K L M  
N O P Q R S T U V W X Y Z

abcdefghijklm

nopqrstuvwxyz

Recommended Font Heights for Satin Lettering:

Minimum: 2.00in/ 51mm

Maximum: 5.00in/127mm

## Bent 8mm

A B C D E F G H I J K L M  
N O P Q R S T U V W X Y Z

abcdefghijklm

nopqrstuvwxyz

Recommended Font Heights for Satin Lettering:

Minimum: 0.31in/ 8mm

Maximum: 0.31in/ 8mm

### Black Belt

ABCDEFGHIJKLM  
 NOPQRSTUVWXYZ  
 ABCDEFGHIJKLM  
 NOPQRSTUVWXYZ

*Recommended Font Heights for Satin Lettering:*

*Minimum: 0.31in/ 8mm*

*Maximum: 0.79in/ 20mm*

### Black Tie Large

ABCDEFGHIJKLM  
 NOPQRSTUVWXYZ  
 abcdefghijklm  
 nopqrstuvwxyz

*Recommended Font Heights for Satin Lettering:*

*Minimum: 2.00in/ 51mm*

*Maximum: 5.00in/127mm*

### Blast

A B C D E F G H I J K L M

N O P Q R S T U V W X Y Z

a b c d e f g h i j k l m

n o p q r s t u v w x y z

*Recommended Font Heights for Satin Lettering:*

*Minimum: 0.39in/ 10mm*

*Maximum: 1.18in/ 30mm*

### Blocks

A B C D E F G H I J K L M

N O P Q R S T U V W X Y Z

a b c d e f g h i j k l m

n o p q r s t u v w x y z

*Recommended Font Heights for Satin Lettering:*

*Minimum: 0.20in/ 5mm*

*Maximum: 1.38in/ 35mm*

### Blocks Comp Light

ABCDEFGHIJKLM  
NOPQRSTUVWXYZ  
abcdefghijklm  
nopqrstuvwxyz

*Recommended Font Heights for Satin Lettering:*

*Minimum: 0.59in/ 15mm*

*Maximum: 2.95in/ 75mm*

### Blocks Compact

ABCDEFGHIJKLM  
NOPQRSTUVWXYZ  
abcdefghijklm  
nopqrstuvwxyz

*Recommended Font Heights for Satin Lettering:*

*Minimum: 0.24in/ 6mm*

*Maximum: 1.38in/ 35mm*

### Blocks Light

ABCDEFGHIJKLM  
NOPQRSTUVWXYZ  
abcdefghijklm  
nopqrstuvwxyz

*Recommended Font Heights for Satin Lettering:*

*Minimum: 0.59in/ 15mm*

*Maximum: 2.95in/ 75mm*

### Boldface Block

ABCDEFGHIJKLM  
NOPQRSTUVWXYZ

*Recommended Font Heights for Satin Lettering:*

*Minimum: 0.20in/ 5mm*

*Maximum: 1.18in/ 30mm*

### Bottled Pop

A B C D E F G H I J K L M  
 N O P Q R S T U V W X Y Z  
 a b c d e f g h i j k l m  
 n o p q r s t u v w x y z

*Recommended Font Heights for Satin Lettering:*  
 Minimum: 0.59in/ 15mm  
 Maximum: 1.57in/ 40mm

### Brandon

A B C D E F G H I J K L M  
 N O P Q R S T U V W X Y Z  
 a b c d e f g h i j k l m  
 n o p q r s t u v w x y z

*Recommended Font Heights for Satin Lettering:*  
 Minimum: .24in/ 6mm  
 Maximum: 1.18in/30mm

### Buckingham

A B C D E F G H I J K L M  
 N O P Q R S T U V W X Y Z  
 a b c d e f g h i j k l m  
 n o p q r s t u v w x y z

*Recommended Font Heights for Satin Lettering:  
 Minimum: 0.31in/ 8mm  
 Maximum: 2.01in/ 51mm*

### Camp Out

A B C D E F G H I J K L M  
 N O P Q R S T U V W X Y Z

*Recommended Font Heights for Satin Lettering:  
 Minimum: 0.20in/ 5mm  
 Maximum: 0.98in/ 25mm*

## Carefree

ABCDEFGHIJKLM  
NOPQRSTUVWXYZ  
abcdefghijklm  
nopqrstuvwxyz

*Recommended Font Heights for Satin Lettering:*

*Minimum: 0.39in/ 10mm*

*Maximum: 1.57in/ 40mm*

## Carmine

ABCDEFGHIJKLM  
NOPQRSTUVWXYZ  
abcdefghijklm  
nopqrstuvwxyz

*Recommended Font Heights for Satin Lettering:*

*Minimum: 0.24in/ 6mm*

*Maximum: 1.57in/ 40mm*



### Cartoon

A B C D E F G H I J K L M  
N O P Q R S T U V W X Y Z

*Recommended Font Heights for Satin Lettering:  
Minimum: 0.47in/ 12mm  
Maximum: 1.97in/ 50mm*

### Cartoon Blended

A B C D E F G H I J K L M  
N O P Q R S T U V W X Y Z

*Recommended Font Heights for Satin Lettering:  
Minimum: 0.55in/ 14mm  
Maximum: 1.18in/ 30mm*

### Celebration

A B C D E F G H I J K L M  
N O P Q R S T U V W X Y Z

*Recommended Font Heights for Satin Lettering:  
Minimum: 0.98in/ 25mm  
Maximum: 1.97in/ 50mm*

## Celestial

A B C D E F G H I J K L M  
N O P Q R S T U V W X Y Z  
a b c d e f g h i j k l m  
n o p q r s t u v w x y z

*Recommended Font Heights for Satin Lettering:*

*Minimum: 0.98in/ 25mm*

*Maximum: 2.95in/ 75mm*

## Chalk

A B C D E F G H I J K L M  
N O P Q R S T U V W X Y Z  
a b c d e f g h i j k l m  
n o p q r s t u v w x y z

*Recommended Font Heights for Satin Lettering:*

*Minimum: 0.31in/ 8mm*

*Maximum: 1.26in/ 32mm*

## Charmed Large

A B C D E F G H I J K L M  
N O P Q R S T U V W X Y Z  
a b c d e f g h i j k l m  
n o p q r s t u v w x y z

*Recommended Font Heights for Satin Lettering:*

*Minimum: 2.00in/ 51mm*

*Maximum: 5.00in/127mm*

### Cherub

A B C D E F G H I J K L M  
 N O P Q R S T U V W X Y Z  
 a b c d e f g h i j k l m  
 n o p q r s t u v w x y z

*Recommended Font Heights for Satin Lettering:  
 Minimum: 0.59in/ 15mm  
 Maximum: 2.17in/ 55mm*

### Choppers

A B C D E F G H I J K L M  
 N O P Q R S T U V W X Y Z

*Recommended Font Heights for Satin Lettering:  
 Minimum: 0.98in/ 25mm  
 Maximum: 1.97in/ 50mm*

## Classico

**A B C D E F G H I J K L M**  
**N O P Q R S T U V W X Y Z**  
*abcdefghijklmnop*  
*nopqrstuvwxyz*

*Recommended Font Heights for Satin Lettering:*  
*Minimum: 0.39in/ 10mm*  
*Maximum: 1.77in/ 45mm*

## Classroom

**A B C D E F G H I J K L M**  
**N O P Q R S T U V W X Y Z**  
**abcdefghijklmnop**  
**nopqrstuvwxyz**

*Recommended Font Heights for Satin Lettering:*  
*Minimum: 0.28in/ 7mm*  
*Maximum: 2.05in/ 52mm*

## Clocks

ABCDEFGHIJKLM  
NOPQ RSTUVWXYZ  
abcdefghijklm  
nopqrstuvwxyz

*Recommended Font Heights for Satin Lettering:*

*Minimum: 0.43in/ 11mm*

*Maximum: 2.05in/ 52mm*

## Daily

ABCDEFGHIJKLM  
NOPQRSTUVWXYZ  
abcdefghijklm  
nopqrstuvwxyz

*Recommended Font Heights for Satin Lettering:*

*Minimum: 0.39in/ 10mm*

*Maximum: 1.38in/ 35mm*

### Dante

A B C D E F G H I J K L M  
N O P Q R S T U V W X Y Z

*Recommended Font Heights for Satin Lettering:*

*Minimum: 0.24in/ 6mm*

*Maximum: 1.97in/ 50mm*

### December

A B C D E F G H I J K L M  
N O P Q R S T U V W X Y Z

a b c d e f g h i j k l m

n o p q r s t u v w x y z

*Recommended Font Heights for Satin Lettering:*

*Minimum: 0.39in/ 10mm*

*Maximum: 0.98in/ 25mm*

### Deco

A B C D E F G H I J K L M  
N O P Q R S T U V W X Y Z

*Recommended Font Heights for Satin Lettering:*

*Minimum: 0.39in/ 10mm*

*Maximum: 0.79in/ 20mm*

## Desmond

**A B C D E F G H I J K L M**  
**N O P Q R S T U V W X Y Z**  
**a b c d e f g h i j k l m**  
**n o p q r s t u v w x y z**

*Recommended Font Heights for Satin Lettering:*

*Minimum: 0.28in/ 7mm*

*Maximum: 0.79in/ 20mm*

## Disco

**A B C D E F G H I J K L M**  
**N O P Q R S T U V W X Y Z**  
**a b c d e f g h i j k l m**  
**n o p q r s t u v w x y z**

*Recommended Font Heights for Satin Lettering:*

*Minimum: 0.59in/ 15mm*

*Maximum: 0.79in/ 20mm*



## Discovery

A B C D E F G H I J K L M  
N O P Q R S T U V W X Y Z  
a b c d e f g h i j k l m  
n o p q r s t u v w x y z

*Recommended Font Heights for Satin Lettering:  
Minimum: 0.47in/ 12mm  
Maximum: 1.77in/ 45mm*

### Doodle

A B C D E F G H I J K L M  
 N O P Q R S T U V W X Y Z  
 a b c d e f g h i j k l m  
 n o p q r s t u v w x y z

*Recommended Font Heights for Satin Lettering:*

*Minimum: 0.59in/ 15mm*

*Maximum: 1.97in/ 50mm*

### Dottie

A B C D E F G H I J K L M  
 N O P Q R S T U V W X Y Z  
 a b c d e f g h i j k l m  
 n o p q r s t u v w x y z

*Recommended Font Heights for Satin Lettering:*

*Minimum: 0.28in/ 7mm*

*Maximum: 0.79in/ 20mm*

## Drake

ABCDEFGHIJKLM  
NOPQRSTUVWXYZ  
abcdefghijklm  
nopqrstuvwxyz

*Recommended Font Heights for Satin Lettering:*

*Minimum: 0.28in/ 7mm*

*Maximum: 2.05in/ 52mm*

## Drake 5mm

ABCDEFGHIJKLM  
NOPQRSTUVWXYZ  
abcdefghijklm  
nopqrstuvwxyz

*Recommended Font Heights for Satin Lettering:*

*Minimum: 0.20in/ 5mm*

*Maximum: 0.20in/ 5mm*

## Eduarda

A B C D E F G H I J K L M  
 N O P Q R S T U V W X Y Z  
 a b c d e f g h i j k l m  
 n o p q r s t u v w x y z

*Recommended Font Heights for Satin Lettering:*

*Minimum: 0.31in/ 8mm*

*Maximum: 2.36in/ 60mm*

## Electric Avenue

A B C D E F G H I J K L M  
 N O P Q R S T U V W X Y Z  
 a b c d e f g h i j k l m  
 n o p q r s t u v w x y z

*Recommended Font Heights for Satin Lettering:*

*Minimum: 0.59in/ 15mm*

*Maximum: 1.38in/ 35mm*

## Elise

ABCDEFGHIJKLM  
NOPQRSTUVWXYZ  
abcdefghijklm  
nopqrstuvwxyz

*Recommended Font Heights for Satin Lettering:*

*Minimum: 0.39in/ 10mm*

*Maximum: 1.38in/ 35mm*

## Elmwood

ABCDEFGHIJKLM  
NOPQRSTUVWXYZ  
abcdefghijklm  
nopqrstuvwxyz

*Recommended Font Heights for Satin Lettering:*

*Minimum: 0.24in/ 6mm*

*Maximum: 1.38in/ 35mm*

## Endeavor

A B C D E F G H I J K L M  
N O P Q R S T U V W X Y Z

*Recommended Font Heights for Satin Lettering:*

*Minimum: 0.28in/ 7mm*

*Maximum: 1.38in/ 35mm*

## Enterprise

A B C D E F G H I J K L M  
N O P Q R S T U V W X Y Z

*Recommended Font Heights for Satin Lettering:*

*Minimum: 0.20in/5mm*

*Maximum: 1.18in/ 30mm*

## Estella

A B C D E F G H I J K L M  
N O P Q R S T U V W X Y Z  
a b c d e f g h i j k l m  
n o p q r s t u v w x y z

*Recommended Font Heights for Satin Lettering:*

*Minimum: 0.59in/ 15mm*

*Maximum: 1.38in/ 35mm*

### Everyday Script

**A B C D E F G H I J K L M**  
**N O P Q R S T U V W X Y Z**  
*abcdefghijklm*  
*nopqrstuvwxyz*

*Recommended Font Heights for Satin Lettering:*  
*Minimum: 0.39in/ 10mm*  
*Maximum: 1.38in/ 35mm*

### Figaro

**A B C D E F G H I J K L M**  
**N O P Q R S T U V W X Y Z**  
**abcdefghijklm**  
**nopqrstuvwxyz**

*Recommended Font Heights for Satin Lettering:*  
*Minimum: 0.28in/ 7mm*  
*Maximum: 0.98in/ 25mm*

## Flamboyance 4mm

A B C D E F G H I J K L M  
 N O P Q R S T U V W X Y Z  
 a b c d e f g h i j k l m  
 n o p q r s t u v w x y z

Recommended Font Heights for Satin Lettering:

Minimum: 0.16in/ 4mm

Maximum: 0.16in/ 4mm

## Fluid Block

A B C D E F G H I J K L M  
 N O P Q R S T U V W X Y Z  
 a b c d e f g h i j k l m  
 n o p q r s t u v w x y z

Recommended Font Heights for Satin Lettering:

Minimum: 0.20in/ 5mm

Maximum: 1.57in/ 40mm

## Fortified 4mm

A B C D E F G H I J K L M  
 N O P Q R S T U V W X Y Z  
 A B C D E F G H I J K L M  
 N O P Q R S T U V W X Y Z

Recommended Font Heights for Satin Lettering:

Minimum: 0.16in/ 4mm

Maximum: 0.16in/ 4mm



## Frankie Blended

ABCDEFGHIJKLM  
NOPQRSTUVWXYZ

*Recommended Font Heights for Satin Lettering:*

*Minimum: 0.39in/ 10mm*

*Maximum: 0.55in/ 14mm*

## Galactic

ABCDEFGHIJKLM  
NOPQRSTUVWXYZ  
abcdefghijklm  
nopqrstuvwxyz

*Recommended Font Heights for Satin Lettering:*

*Minimum: 0.31in/ 8mm*

*Maximum: 0.98in/ 25mm*

### Girly Curls

A B C D E F G H I J K L M  
 N O P Q R S T U V W X Y Z  
 a b c d e f g h i j k l m  
 n o p q r s t u v w x y z

*Recommended Font Heights for Satin Lettering:*  
 Minimum: .50in/ 13mm  
 Maximum: None

### Globe

**A B C D E F G H I J K L M**  
**N O P Q R S T U V W X Y Z**  
**a b c d e f g h i j k l m**  
**n o p q r s t u v w x y z**

*Recommended Font Heights for Satin Lettering:*  
 Minimum: 0.31in/ 8mm  
 Maximum: 1.38in/ 35mm

### Granny O

A B C D E F G H I J K L M  
 N O P Q R S T U V W X Y Z  
 a b c d e f g h i j k l m  
 n o p q r s t u v w x y z

*Recommended Font Heights for Satin Lettering:  
 Minimum: 0.59in/ 15mm  
 Maximum: 0.3.54in/ 90mm*

### Greek

Α Β Ψ Δ Ε Φ Γ Η Ι Ε Κ Λ Μ  
 Ν Ο Π Ρ Σ Τ Θ Ω Χ Υ Ζ

*Recommended Font Heights for Satin Lettering:  
 Minimum: 0.24in/ 6mm  
 Maximum: 0.79in/ 20mm*

### Greek Block

ΑΒΨ ΔΕΦΓΗΞΚΛΜ  
ΝΟΠ ΡΣΤΘΩΣΧΥΖ  
αβψδεφγηιξκλμ  
νοπ ρσθωςχυζ

*Recommended Font Heights for Satin Lettering:*

*Minimum: 0.24in/ 6mm*

*Maximum: 1.50in/ 38mm*

### Greek Mixed

ΑΒΧ ΔΕΦΓΗΙΚΛΜ  
ΝΟΠΘΡΣΤΥςΩΞΨΖ  
αβχδεφγηικλμ  
νοπθρστυωξψζ

*Recommended Font Heights for Satin Lettering:*

*Minimum: 0.39in/ 10mm*

*Maximum: 1.18in/ 30mm*

### Gregory

A B C D E F G H I J K L M  
 N O P Q R S T U V W X Y Z  
 a b c d e f g h i j k l m  
 n o p q r s t u v w x y z

*Recommended Font Heights for Satin Lettering:*

*Minimum: 0.35in/ 9mm*

*Maximum: 1.18in/ 30mm*

### Grimaldi

A B C D E F G H I J K L M  
 N O P Q R S T U V W X Y Z  
 a b c d e f g h i j k l m  
 n o p q r s t u v w x y z

*Recommended Font Heights for Satin Lettering:*

*Minimum: 0.59in/ 15mm*

*Maximum: 1.97in/ 50mm*

## Hancock

A B C D E F G H I J K L M  
N O P Q R S T U V W X Y Z  
a b c d e f g h i j k l m  
n o p q r s t u v w x y z

*Recommended Font Heights for Satin Lettering:*

*Minimum: 0.47in/ 12mm*

*Maximum: 2.17in/ 55mm*

## Harpsichord

A B C D E F G H I J K L M  
N O P Q R S T U V W X Y Z  
a b c d e f g h i j k l m  
n o p q r s t u v w x y z

*Recommended Font Heights for Satin Lettering:*

*Minimum: 0.59in/ 15mm*

*Maximum: 1.77in/ 45mm*

## Hebrew Traditional

אבחדעףגהיתקלמ  
נספכרשטסודךציזן

*Recommended Font Heights for Satin Lettering:*

*Minimum: 0.28 inches/ 7mm*

*Maximum: 1.97 inches/ 50*

## Hopefulness

A B C D E F G H I J K L M  
N O P Q R S T U V W X Y Z  
a b c d e f g h i j k l m  
n o p q r s t u v w x y z

*Recommended Font Heights for Satin Lettering:*

*Minimum: 1.02in/ 26mm*

*Maximum: 3.94in/ 100mm*

### Hortons

**A B C D E F G H I J K L M**  
**N O P Q R S T U V W X Y Z**  
**a b c d e f g h i j k l m**  
**n o p q r s t u v w x y z**

*Recommended Font Heights for Satin Lettering:*  
*Minimum: 0.28in/ 7mm*  
*Maximum: 1.18in/ 30mm*

### Hounds

**A B C D E F G H I J K L M**  
**N O P Q R S T U V W X Y Z**  
**a b c d e f g h i j k l m**  
**n o p q r s t u v w x y z**

*Recommended Font Heights for Satin Lettering:*  
*Minimum: 0.47in/ 12mm*  
*Maximum: 1.38in/ 35mm*



## Jacks

ABCDEFGHIJKLM  
NOPQRSTUVWXYZ  
abcdefghijklm  
nopqrstuvwxyz

*Recommended Font Heights for Satin Lettering:*

*Minimum: .50in/ 13mm*

*Maximum: None*

### Jazz

ABCDEFGHIJKLM  
 NOPQRS TUVWXYZ  
 abcdefghijklm  
 nopqrs tuvwxyz

*Recommended Font Heights for Satin Lettering:*

*Minimum: 0.28in/ 7mm*

*Maximum: 1.77in/ 45mm*

### Journey

ABCDEFGHIJKLMN  
 OPQRSTUVWXYZ  
 abcdefghijklm  
 nopqrstuvwxy z

*Recommended Font Heights for Satin Lettering:*

*Minimum: 0.31in/ 8mm*

*Maximum: 1.38in/35mm*

## Keynote

A B C D E F G H I J K L M  
N O P Q R S T U V W X Y Z

*Recommended Font Heights for Satin Lettering:*

*Minimum: 0.98in/ 25mm*

*Maximum: 2.99in/ 76mm*

## Layla

A B C D E F G H I J K L M  
N O P Q R S T U V W X Y Z  
a b c d e f g h i j k l m  
n o p q r s t u v w x y z

*Recommended Font Heights for Satin Lettering:*

*Minimum: 0.31in/ 8mm*

*Maximum: 1.57in/ 40mm*

## Lisa

A B C D E F G H I J K L M  
N O P Q R S T U V W X Y Z  
a b c d e f g h i j k l m  
n o p q r s t u v w x y z

*Recommended Font Heights for Satin Lettering:*

*Minimum: 0.63in/ 16mm*

*Maximum: 3.54in/ 90mm*

## Little Block 4mm

A B C D E F G H I J K L M  
N O P Q R S T U V W X Y Z

*Recommended Font Heights for Satin Lettering:*

*Minimum: 0.16in/ 4mm*

*Maximum: 0.16in/ 4mm*

## Little Ones

A B C D E F G H I J K L M  
N O P Q R S T U V W X Y Z  
a b c d e f g h i j k l m  
n o p q r s t u v w x y z

*Recommended Font Heights for Satin Lettering:*

*Minimum: 0.39in/ 10mm*

*Maximum: 1.38in/ 35mm*

## Lively

A B C D E F G H I J K L M  
 N O P Q R S T U V W X Y Z  
 a b c d e f g h i j k l m  
 n o p q r s t u v w x y z

*Recommended Font Heights for Satin Lettering:*

*Minimum: 0.24in/ 6mm*

*Maximum: 1.57in/ 40mm*

## Madelines

A B C D E F G H I J K L M N O  
 P Q R S T U V W X Y Z  
 a b c d e f g h i j k l m  
 n o p q r s t u v w x y z

*Recommended Font Heights for Satin Lettering:*

*Minimum: 0.39in/ 10mm*

*Maximum: 1.97in/ 50mm*

## Marilyn Uppercase

ABCDEFGHIJKLM  
NOPQRSTUVWXYZ

*Recommended Font Heights for Satin Lettering:*

*Minimum: 0.24in/ 6mm*

*Maximum: 1.57in/ 40mm*

## Medieval

A B C D E F G H I J K L M  
N O P Q R S T U V W X Y Z  
a b c d e f g h i j k l m  
n o p q r s t u v w x y z

*Recommended Font Heights for Satin Lettering:*

*Minimum: 0.24in/ 6mm*

*Maximum: 1.38in/ 35mm*

## Merlin

A B C D E F G H I J K L M  
 N O P Q R S T U V W X Y Z  
 A B C D E F G H I J K L O  
 N O P Q R S T U V O X Y Z

*Recommended Font Heights for Satin Lettering:*

*Minimum: 0.63in/ 16mm*

*Maximum: 1.38in/ 35mm*

## Merriment

A B C D E F G H I J K L M  
 N O P Q R S T U V W X Y Z  
 A B C D E F G H I J K L M  
 N O P Q R S T U V W X Y Z

*Recommended Font Heights for Satin Lettering:*

*Minimum: 0.79in/ 20mm*

*Maximum: 2.17in/ 55mm*



## Metal Stamp

ABCDEFGHIJKLM  
NOPQRSTUVWXYZ  
ABCDEFGHIJKLM  
NOPQRSTUVWXYZ

*Recommended Font Heights for Satin Lettering:*

*Minimum: 0.31in/ 8mm*

*Maximum: 1.10in/ 28mm*

## Middleton

ABCDEFGHIJKLM  
NOPQRSTUVWXYZ  
abcdefghijklm  
nopqrstuvwxyz

*Recommended Font Heights for Satin Lettering:*

*Minimum: 0.2in/ 5mm*

*Maximum: 1.38in/ 35mm*

## Ministry

ABCDEFGHIJKLM  
NOPQRSTUVWXYZ  
abcdefghijklm  
nopqrstuvwxyz

*Recommended Font Heights for Satin Lettering:*

*Minimum: 0.31in/ 8mm*

*Maximum: .98in/25mm*

## Moirai

ABCDEFGHIJKLM  
NOPQRSTUVWXYZ  
abcdefghijklm  
nopqrstuvwxyz

*Recommended Font Heights for Satin Lettering:*

*Minimum: 0.28in/ 7mm*

*Maximum: 1.18in/ 30mm*

### Mon Cheri

A B C D E F G H I J K L M  
 N O P Q R S T U V W X Y Z  
 a b c d e f g h i j k l m  
 n o p q r s t u v w x y z

*Recommended Font Heights for Satin Lettering:*  
 Minimum: 0.59in/ 15mm  
 Maximum: 1.38in/ 35mm

### My Love

A B C D E F G H I J K L M  
 N O P Q R S T U V W X Y Z

*Recommended Font Heights for Satin Lettering:*  
 Minimum: 0.79in/ 20mm  
 Maximum: 3.15in/ 80mm

### Neolithic

A B C D E F G H I J K L M  
 N O P Q R S T U V W X Y Z

*Recommended Font Heights for Satin Lettering:*  
 Minimum: 0.24in/ 6mm  
 Maximum: 0.79in/ 20mm

## Nicole

A B C D E F G H I J K L M  
 N O P Q R S T U V W X Y Z  
 a b c d e f g h i j k l m  
 n o p q r s t u v w x y z

*Recommended Font Heights for Satin Lettering:*

*Minimum: 0.39in/ 10mm*

*Maximum: 4.02in/ 102mm*

## Notable Script

A B C D E F G H I J K L M  
 N O P Q R S T U V W X Y Z  
 a b c d e f g h i j k l m  
 n o p q r s t u v w x y z

*Recommended Font Heights for Satin Lettering:*

*Minimum: 0.47in/ 12mm*

*Maximum: 2.56in/ 65mm*

### Onorino

A B C D E F G H I J K L M  
N O P Q R S T U V W X Y Z

Recommended Font Heights for Satin Lettering:

Minimum: 0.28in/ 7mm

Maximum: 1.77in/ 45mm

### Outer Limits

A B C D E F G H I J K L M  
N O P Q R S T U V W X Y Z

Recommended Font Heights for Satin Lettering:

Minimum: 0.79in/ 20mm

Maximum: 1.97in/ 50mm

### Pageant

A B C D E F G H I J K L M  
N O P Q R S T U V W X Y Z  
a b c d e f g h i j k l m  
n o p q r s t u v w x y z

Recommended Font Heights for Satin Lettering:

Minimum: 0.28in/ 7mm

Maximum: 2.05in/ 52mm

Painted by

A B C D E F G H I J K L M  
 N O P Q R S T U V W X Y Z  
 a b c d e f g h i j k l m  
 n o p q r s t u v w x y z


*Recommended Font Heights for Satin Lettering:*  
 Minimum: 0.31in/ 8mm  
 Maximum: 1.38in/ 35mm

Pantheon

A B C D E F G H I J K L M  
 N O P Q R S T U V W X Y Z  
 a b c d e f g h i j k l m  
 n o p q r s t u v w x y z

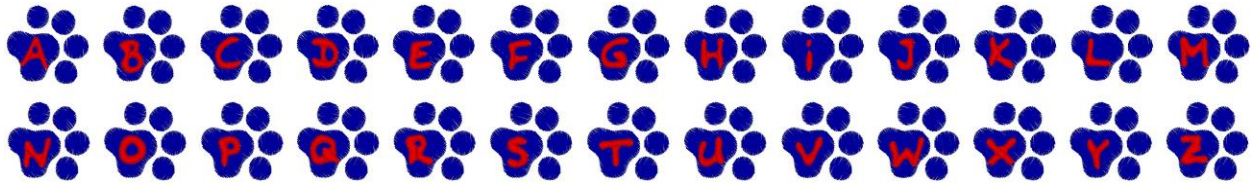
*Recommended Font Heights for Satin Lettering:*  
 Minimum: 0.59in/ 15mm  
 Maximum: 1.97in/ 50mm

### Patriot



Recommended Font Heights for Satin Lettering:  
Minimum: 0.79in/ 20mm  
Maximum: 2.17in/ 55mm

### Paw Prints



Recommended Font Heights for Satin Lettering:  
Minimum: 0.59in/ 15mm  
Maximum: 1.57in/ 40mm

### Pebbles



Recommended Font Heights for Satin Lettering:  
Minimum: 0.31in/ 8mm  
Maximum: 1.18in/ 30mm

### Pep Rally

ABCDEFGHIJKLM  
NOPQRSTUVWXYZ

*Recommended Font Heights for Satin Lettering:*

*Minimum: 0.31in/ 8mm*

*Maximum: 2.17in/ 55mm*

### Petite 4 mm

ABCDEFGHIJKLM  
NOPQRSTUVWXYZ  
abcdefghijklm  
nopqrstuvwxyz

*Recommended Font Heights for Satin Lettering:*

*Minimum: 0.16in/ 4mm*

*Maximum: 0.16in/ 4mm*

### Phillip

ABCDEFGHIJKLM  
NOPQRSTUVWXYZ  
abcdefghijklm  
nopqrstuvwxyz

*Recommended Font Heights for Satin Lettering:*

*Minimum: 0.24in/ 6mm*

*Maximum: 0.59in/ 15mm*



### Piccolo 4mm

ABCDEFGHIJKLM  
NOPQRSTUVWXYZ  
abcdefghijklm  
nopqrstuvwxyz

*Recommended Font Heights for Satin Lettering:*

*Minimum: 0.16in/ 4mm*

*Maximum: 0.16in/ 4mm*

### Plain Bold 5mm

ABCDEFGHIJKLM  
NOPQRSTUVWXYZ  
abcdefghijklm  
nopqrstuvwxyz

*Recommended Font Heights for Satin Lettering:*

*Minimum: 0.20in/ 5mm*

*Maximum: 0.20in/ 5mm*

### Plumage

ABCDEFGHIJKLM  
NOPQRSTUVWXYZ  
abcdefghijklm  
nopqrstuvwxyz

*Recommended Font Heights for Satin Lettering:*

*Minimum: 0.59in/ 15mm*

*Maximum: 1.97in/ 50mm*

## Potpourri

A B C D E F G H I J K L M  
 N O P Q R S T U V W X Y Z  
 a b c d e f g h i j k l m  
 n o p q r s t u v w x y z

*Recommended Font Heights for Satin Lettering:*

*Minimum: 0.28in/ 7mm*

*Maximum: 1.38in/ 35mm*

## Precision

A B C D E F G H I J K L M  
 N O P Q R S T U V W X Y Z  
 a b c d e f g h i j k l m  
 n o p q r s t u v w x y z

*Recommended Font Heights for Satin Lettering:*

*Minimum: 0.79in/ 20mm*

*Maximum: 2.76in/ 70mm*

## Presto

A B C D E F G H I J K L M  
N O P Q R S T U V W X Y Z  
a b c d e f g h i j k l m  
n o p q r s t u v w x y z

Recommended Font Heights for Satin Lettering:

Minimum: 0.39in/ 10mm

Maximum: 1.18in/ 30mm

## Primavera

A B C D E F G H I J K L M  
N O P Q R S T U V W X Y Z  
a b c d e f g h i j k l m  
n o p q r s t u v w x y z

Recommended Font Heights for Satin Lettering:

Minimum: 0.31in/ 8mm

Maximum: 2.17in/ 55mm

### Quantum

A B C D E F G H I J K L M  
 N O P Q R S T U V W X Y Z  
 a b c d e f g h i j k l m  
 n o p q r s t u v w x y z

*Recommended Font Heights for Satin Lettering:*

*Minimum: 0.39in/ 10mm*

*Maximum: 1.57in/ 40mm*

### Quirk

A B C D E F G H I J K L M  
 N O P Q R S T U V W X Y Z  
 a b c d e f g h i j k l m  
 n o p q r s t u v w x y z

*Recommended Font Heights for Satin Lettering:*

*Minimum: 0.24in/ 6mm*

*Maximum: 1.57in/ 40mm*

## Raleigh

A B C D E F G H I J K L M  
 N O P Q R S T U V W X Y Z  
 a b c d e f g h i j k l m  
 n o p q r s t u v w x y z

*Recommended Font Heights for Satin Lettering:*

*Minimum: 0.79in/ 20mm*

*Maximum: 2.36in/ 60mm*

## Reach Out

A B C D E F G H I J K L M  
 N O P Q R S T U V W X Y Z  
 a b c d e f g h i j k l m  
 n o p q r s t u v w x y z

*Recommended Font Heights for Satin Lettering:*

*Minimum: 0.98in/ 25mm*

*Maximum: 2.48in/ 63mm*

### Reckless

A B C D E F G H I J K L M  
 N O P Q R S T U V W X Y Z  
 a b c d e f g h i j k l m  
 n o p q r s t u v w x y z

*Recommended Font Heights for Satin Lettering:*

*Minimum: 0.28in/ 7mm*

*Maximum: 1.97in/ 50mm*

### Regale

A B C D E F G H I J K L M  
 N O P Q R S T U V W X Y Z  
 a b c d e f g h i j k l m  
 n o p q r s t u v w x y z

*Recommended Font Heights for Satin Lettering:*

*Minimum: 0.24in/ 6mm*

*Maximum: 1.57in/ 40mm*

### Registry

A B C D E F G H I J K L M  
 N O P Q R S T U V W X Y Z  
 a b c d e f g h i j k l m  
 n o p q r s t u v w x y z

*Recommended Font Heights for Satin Lettering:*

*Minimum: 0.59in/ 15mm*

*Maximum: 0.98in/ 25mm*

### Robin

A B C D E F G H I J K L M  
 N O P Q R S T U V W X Y Z  
 a b c d e f g h i j k l m  
 n o p q r s t u v w x y z

*Recommended Font Heights for Satin Lettering:*

*Minimum: 0.39in/ 10mm*

*Maximum: 1.18in/ 30mm*

## Roma

A B C D E F G H I J K L M  
 N O P Q R S T U V W X Y Z  
 a b c d e f g h i j k l m  
 n o p q r s t u v w x y z

*Recommended Font Heights for Satin Lettering:*

*Minimum: 0.59in/ 15mm*

*Maximum: 1.77in/ 45mm*

## Roughing It

A B C D E F G H I J K L M  
 N O P Q R S T U V W X Y Z  
 a b c d e f g h i j k l m  
 n o p q r s t u v w x y z

*Recommended Font Heights for Satin Lettering:*

*Minimum: 0.98in/ 25mm*

*Maximum: 2.95in/ 75mm*



## Run Block

A B C D E F G H I J K L M  
N O P Q R S T U V W X Y Z

*Recommended Font Heights for Satin Lettering:*

*Minimum: 0.12in/ 3mm*

*Maximum: None*

## Run Kiddie

A B C D E F G H I J K L M  
N O P Q R S T U V W X Y Z  
a b c d e f g h i j k l m  
n o p q r s t u v w x y z

*Recommended Font Heights for Satin Lettering:*

*Minimum: 0.12in/ 3mm*

*Maximum: None*

## Run Script

A B C D E F G H I J K L M  
 N O P Q R S T U V W X Y Z  
 a b c d e f g h i j k l m  
 n o p q r s t u v w x y z

*Recommended Font Heights for Satin Lettering:*

*Minimum: 0.12in/ 3mm*

*Maximum: None*

## Russian

**Ф И С В У А П Р Ш О Л Д Ъ  
 Т Щ З Й К Ы Е Г М Ц Ч Н Я  
 Ж Э Б Ю Х Ъ Ё  
 ф и с в у а п р ш о л д ъ  
 т щ з й к ы е г м ц ч н я  
 ж ж б ю х ъ э**

*Recommended Font Heights for Satin Lettering:*

*Minimum: 0.32in/ 8mm*

*Maximum: 1.18in/30mm*

## Scrawled

ABCDEFGHIJKLM  
NOPQRSTUVWXYZ  
abcdefghijklm  
nopqrstuvwxyz

*Recommended Font Heights for Satin Lettering:*

*Minimum: 0.39in/ 10mm*

*Maximum: 3.15in/ 80mm*

## Serif Bold

ABCDEFGHIJKLM  
NOPQRSTUVWXYZ  
abcdefghijklm  
nopqrstuvwxyz

*Recommended Font Heights for Satin Lettering:*

*Minimum: 0.24in/ 6mm*

*Maximum: 1.10in/ 28mm*

## Serif Bold Comp

ABCDEFGHIJKLM  
NOPQRSTUVWXYZ  
abcdefghijklm  
nopqrstuvwxyz

*Recommended Font Heights for Satin Lettering:*

*Minimum: 0.24in/ 6mm*

*Maximum: 1.02in/ 26mm*

## Serif Light

ABCDEFGHIJKLM  
NOPQRSTUVWXYZ  
abcdefghijklm  
nopqrstuvwxyz

*Recommended Font Heights for Satin Lettering:*

*Minimum: 0.79in/ 20mm*

*Maximum: 2.56in/ 65mm*

### Serif Light Comp

ABCDEFGHIJKLM  
NOPQRSTUVWXYZ  
abcdefghijklm  
nopqrstuvwxyz

*Recommended Font Heights for Satin Lettering:*

*Minimum: 0.79in/ 20mm*

*Maximum: 2.56in/ 65mm*

### Shadowing

ABCDEFGHIJKLM  
NOPQRSTUVWXYZ

*Recommended Font Heights for Satin Lettering:*

*Minimum: 0.47in/ 12mm*

*Maximum: 4.02in/ 102mm*

### Shelley

A B C D E F G H I J K L M  
 N O P Q R S T U V W X Y Z  
 a b c d e f g h i j k l m  
 n o p q r s t u v w x y z

*Recommended Font Heights for Satin Lettering:*  
 Minimum: 0.51in/ 13mm  
 Maximum: 2.95in/ 75mm

### Signal

A B C D E F G H I J K L M  
 N O P Q R S T U V W X Y Z  
 a b c d e f g h i j k l m  
 n o p q r s t u v w x y z

*Recommended Font Heights for Satin Lettering:*  
 Minimum: 0.20in/ 5mm  
 Maximum: 0.59in/ 15mm

## Simpson

A B C D E F G H I J K L M  
 N O P Q R S T U V W X Y Z  
 a b c d e f g h i j k l m  
 n o p q r s t u v w x y z

*Recommended Font Heights for Satin Lettering:*

*Minimum: 0.28in/ 7mm*

*Maximum: 0.79in/ 20mm*

## Slice

A B C D E F G H I J K L M  
 N O P Q R S T U V W X Y Z  
 a b c d e f g h i j k l m  
 n o p q r s t u v w x y z

*Recommended Font Heights for Satin Lettering:*

*Minimum: 0.51in/ 13mm*

*Maximum: 2.56in/ 65mm*

## Smiles

abcdefghijklmnop  
nopqrstuvwxyz

*Recommended Font Heights for Satin Lettering:  
Minimum: 0.71in/ 18mm  
Maximum: 3.94in/ 100mm*

## Sonegra

A B C D E F G H I J K L M  
N O P Q R S T U V W X Y Z  
abcdefghijklmnop  
nopqrstuvwxyz

*Recommended Font Heights for Satin Lettering:  
Minimum: 0.59in/ 15mm  
Maximum: 1.57in/ 40mm*



## Spellbinder

A B C D E F G H I J K L M  
N O P Q R S T U V W X Y Z  
a b c d e f g h i j k l m  
n o p q r s t u v w x y z

*Recommended Font Heights for Satin Lettering:*

*Minimum: 0.79in/ 20mm*

*Maximum: 1.57in/ 40mm*

## Squad

ABCDEFGHIJKLM  
NOPQRSTUVWXYZ  
ABCDEFGHIJKLM  
NOPQRSTUVWXYZ

*Recommended Font Heights for Satin Lettering:*

*Minimum: 0.28in/ 7mm*

*Maximum: 1.38in/ 35mm*

## Squire Block

ABCDEFGHIJKLM  
NOPQRSTUVWXYZ

*Recommended Font Heights for Satin Lettering:*

*Minimum: 0.28in/ 7mm*

*Maximum: 1.46in/ 37mm*

## Staged

A B C D E F G H I J K L M  
N O P Q R S T U V W X Y Z

*Recommended Font Heights for Satin Lettering:*

*Minimum: 0.47in/ 12mm*

*Maximum: 2.56in/ 65mm*

## Standard Script

A B C D E F G H I J K L M  
N O P Q R S T U V W X Y Z  
a b c d e f g h i j k l m  
n o p q r s t u v w x y z

*Recommended Font Heights for Satin Lettering:*

*Minimum: 0.31in/ 8mm*

*Maximum: 2.05in/ 52mm*

### Stargazing

a b c d e f g h i j k l m  
 n o p q r s t u v w x y z

*Recommended Font Heights for Satin Lettering:*

*Minimum: 0.47in/ 12mm*

*Maximum: 0.79in/ 20mm*

### Steady Script

A B C D E F G H I J K L M  
 N O P Q R S T U V W X Y Z  
 a b c d e f g h i j k l m  
 n o p q r s t u v w x y z

*Recommended Font Heights for Satin Lettering:*

*Minimum: 0.31in/ 8mm*

*Maximum: 2.17in/ 55mm*

## Stencil Type

**A B C D E F G H I J K L M**  
**N O P Q R S T U V W X Y Z**  
**a b c d e f g h i j k l m**  
**n o p q r s t u v w x y z**

*Recommended Font Heights for Satin Lettering:*

*Minimum: 0.59in/ 15mm*

*Maximum: 0.79in/ 20mm*

## Strokes

*A B C D E F G H I J K L M*  
*N O P Q R S T U V W X Y Z*  
*a b c d e f g h i j k l m*  
*n o p q r s t u v w x y z*

*Recommended Font Heights for Satin Lettering:*

*Minimum: 0.47in/ 12mm*

*Maximum: 1.26in/ 32mm*

## Stumps

ABCDEFGHIJKLM  
 NOPQRSTUVWXYZ

*Recommended Font Heights for Satin Lettering:*

*Minimum: 0.39in/ 10mm*

*Maximum: 0.67in/ 17mm*

## Sugar

ABCDEFGHIJKLM  
 NOPQRSTUVWXYZ  
 abcdefghijklm  
 nopqrstuvwxyz

*Recommended Font Heights for Satin Lettering:*

*Minimum: 0.39in/ 10mm*

*Maximum: 0.59in/ 15mm*

## Swizzle

ABCDEFGHIJKLM  
 NOPQRSTUVWXYZ  
 abcdefghijklm  
 nopqrstuvwxyz

*Recommended Font Heights for Satin Lettering:*

*Minimum: 0.51in/ 13mm*

*Maximum: 1.38in/ 35mm*

## Swizzle Appliqué (original and new)

ABCDEFGHIJKLM  
 NOPQRSTUVWXYZ  
 abcdefghijklm  
 nopqrstuvwxyz

*Recommended Font Heights for Satin Lettering:*

*Minimum: 1.77in/ 45mm*

*Maximum: None*

## Swoosh

ABCDEFGHIJKLM  
 NOPQRSTUVWXYZ  
 ABCDEFGHIJKLM  
 NOPQRSTUVWXYZ

*Recommended Font Heights for Satin Lettering:*

*Minimum: 0.59in/ 15mm*

*Maximum: 1.77in/ 45mm*

### Tagged

A B C D E F G H I J K L M  
 N O P Q R S T U V W X Y Z  
 a b c d e f g h i j k l m  
 n o p q r s t u v w x y z

*Recommended Font Heights for Satin Lettering:  
 Minimum: 0.28in/ 7mm  
 Maximum: 1.38in/ 35mm*

### Takeout

A B C D E F G H I J K L M  
 N O P Q R S T U V W X Y Z  
 a b c d e f g h i j k l m  
 n o p q r s t u v w x y z

*Recommended Font Heights for Satin Lettering:  
 Minimum: 0.24in/ 6mm  
 Maximum: 1.57in/ 40mm*



### Tickers

ABCDEFGHIJKLM  
NOPQRSTUVWXYZ  
abcdefghijklm  
nopqrstuvwxyz

*Recommended Font Heights for Satin Lettering:  
Minimum: 0.39in/ 10mm  
Maximum: 1.18in/ 30mm*

### Travis

ABCDEFGHIJKLM  
NOPQRSTUVWXYZ  
abcdefghijklm  
nopqrstuvwxyz

*Recommended Font Heights for Satin Lettering:  
Minimum: 0.31in/ 8mm  
Maximum: 0.98in/ 25mm*

### Trotter Blended

**A B C D E F G H I J K L M**  
**N O P Q R S T U V W X Y Z**

*Recommended Font Heights for Satin Lettering:*  
*Minimum: 0.39in/ 10mm*  
*Maximum: 0.39in/ 10mm*

### Valentina

*A B C D E F G H I J K L M*  
*N O P Q R S T U V W X Y Z*  
*abcdefghijklmnop*  
*nopqrstuvwxyz*

*Recommended Font Heights for Satin Lettering:*  
*Minimum: 0.28in/ 7mm*  
*Maximum: 1.57in/40mm*

### Valentine

**A B C D E F G H J J K L M**  
**N O P Q R S T U V W X Y Z**  
**abcdefghijklmnop**  
**nopqrstuvwxyz**

*Recommended Font Heights for Satin Lettering:*  
*Minimum: 0.39in/ 10mm*  
*Maximum: 0.79in/ 20mm*

## Vine

A B C D E F G H I J K L M  
 N O P Q R S T U V W X Y Z  
 a b c d e f g h i j k l m  
 n o p q r s t u v w x y z

*Recommended Font Heights for Satin Lettering:*

*Minimum: 1.18in/ 30mm*

*Maximum: 2.36in/ 60mm*

## Violetta

A B C D E F G H I J K L M  
 N O P Q R S T U V W X Y Z  
 a b c d e f g h i j k l m  
 n o p q r s t u v w x y z

*Recommended Font Heights for Satin Lettering:*

*Minimum: 0.51in/ 13mm*

*Maximum: 1.18in/ 30mm*

### Virtue

A B C D E F G H I J K L M  
 N O P Q R S T U V W X Y Z  
 abcdefghijklm  
 nopqrstuvwxyz

Recommended Font Heights for Satin Lettering:

Minimum: 0.39in/ 10mm

Maximum: 2.05in/52mm

### Vivacce

ABCDEFGHIJKLM  
 NOPQRSTUVWXYZ  
 abcdefghijklm  
 nopqrstuvwxyz

Recommended Font Heights for Satin Lettering:

Minimum: 0.28in/ 7mm

Maximum: 1.18in/ 30mm

## WaterPark

ABCDEFGHI JKLM  
 NOPQRSTUVWXYZ  
 abcdefghijklm  
 nopqrstuvwxyz

*Recommended Font Heights for Satin Lettering:*

*Minimum: 0.28in/ 7mm*

*Maximum: 1.18in/ 30mm*

## Westminster

A B C D E F G H I J K L M  
 N O P Q R S T U V W X Y Z  
 abcdefghijklm  
 nopqrstuvwxyz

*Recommended Font Heights for Satin Lettering:*

*Minimum: 1.57in/ 40mm*

*Maximum: 2.76in/ 70mm*

### Westway

A B C D E F G H I J K L M  
N O P Q R S T U V W X Y Z

*Recommended Font Heights for Satin Lettering:*

*Minimum: 0.59in/ 15mm*

*Maximum: 0.79in/ 20mm*

### Whimsy

A B C D E F G H I J K L M  
N O P Q R S T U V W X Y Z

*Recommended Font Heights for Satin Lettering:*

*Minimum: 0.39in/ 10mm*

*Maximum: 1.57in/ 40mm*

### Whistle

ABCDEFGHIJKLM  
 NOPQRSTUVWXYZ  
 abcdefghijklm  
 nopqrstuvwxyz

*Recommended Font Heights for Satin Lettering:*  
 Minimum: 0.35in/ 9mm  
 Maximum: 1.57in/ 40mm

### Wiggle

ABCDEFGHIJKLM  
 NOPQRSTUVWXYZ  
 abcdefghijklm  
 nopqrstuvwxyz

*Recommended Font Heights for Satin Lettering:*  
 Minimum: 0.39in/ 10mm  
 Maximum: 1.38in/ 35mm

## Willie Blended

A B C D E F G H I J K L M  
N O P Q R S T U V W X Y Z

*Recommended Font Heights for Satin Lettering:*

*Minimum: 0.39in/ 10mm*

*Maximum: 0.79in/ 20mm*

## Wishes

A B C D E F G H I J K L M  
N O P Q R S T U V W X Y Z  
a b c d e f g h i j k l m  
n o p q r s t u v w x y z

*Recommended Font Heights for Satin Lettering:*

*Minimum: 0.67in/ 17mm*

*Maximum: 1.97in/ 50mm*



## Wishes Appliqué (original and new)

A B C D E F G H I J K L M  
N O P Q R S T U V W X Y Z  
a b c d e f g h i j k l m  
n o p q r s t u v w x y z

*Recommended Font Heights for Satin Lettering:*

*Minimum: 2.80in/ 70mm*

*Maximum: None*

## Wrap It Up

A B C D E F G H I J K L M  
N O P Q R S T U V W X Y Z  
a b c d e f g h i j k l m  
n o p q r s t u v w x y z

*Recommended Font Heights for Satin Lettering:*

*Minimum: .50/ 13mm*

*Maximum: None*

## *Appliqué Fonts with adjustable properties*

### All Star Appliqué

A B C D E F G H I J K L M  
N O P Q R S T U V W X Y Z

*Recommended Font Heights for Satin Lettering:  
Minimum: 2.0in/ 50mm*

### Anna Appliqué

A B C D E F G H I J K L M  
N O P Q R S T U V W X Y Z

*Recommended Font Heights for Satin Lettering:  
Minimum: 3.0in/ 76mm*

### Blocked Appliqué

A B C D E F G H I J K L M  
N O P Q R S T U V W X Y Z

*Recommended Font Heights for Satin Lettering:  
Minimum: 2.50in/ 63mm*

### Helium Appliqué

A B C D E F G H I J K L M  
N O P Q R S T U V W X Y Z

*Recommended Font Heights for Satin Lettering:  
Minimum: 3.0in/ 76mm*

### Marley Appliqué

A B C D E F G H I J K L M  
N O P Q R S T U V W X Y Z

*Recommended Font Heights for Satin Lettering:  
Minimum: 2.0in/ 50mm*

### Oopsy Appliqué

A B C D E F G H I J K L M  
N O P Q R S T U V W X Y Z  
a b c d e f g h i j k l m  
n o p q r s t u v w x y z

*Recommended Font Heights for Satin Lettering:  
Minimum: 2.0in/ 50mm*

### Penne Appliqué

A B C D E F G H I J K L M  
N O P Q R S T U V W X Y Z

*Recommended Font Heights for Satin Lettering:*

*Minimum: 2.50in/ 63mm*

### Printery Appliqué

A B C D E F G H I J K L M  
N O P Q R S T U V W X Y Z  
a b c d e f g h i j k l m  
n o p q r s t u v w x y z

*Recommended Font Heights for Satin Lettering:*

*Minimum: 3.0in/ 76mm*

### Snappy Appliqué

A B C D E F G H I J K L M  
N O P Q R S T U V W X Y Z

*Recommended Font Heights for Satin Lettering:*

*Minimum: 2.0in/ 50mm*

### Tutor Appliqué

A B C D E F G H I J K L M  
 N O P Q R S T U V W X Y Z  
 a b c d e f g h i j k l m  
 n o p q r s t u v w x y z

*Recommended Font Heights for Satin Lettering:  
 Minimum: 2.0in/ 50mm*

### Abigail Monogram



*Recommended Heights:  
 Minimum Height for Satin: 0.98in/25mm  
 Maximum Height for Satin: 3.15in/80mm*

### Décor Monogram 01



*Recommended Heights:  
 Minimum Height for Satin: 0.59in/15mm  
 Maximum Height for Satin: 1.38in/35mm*

**Décor Monogram 02**



*Recommended Heights:*  
*Minimum Height for Satin: 0.59in/15mm*  
*Maximum Height for Satin: 1.38in/35mm*

**Décor Monogram 03**



*Recommended Heights:*  
*Minimum Height for Satin: 0.59in/15mm*  
*Maximum Height for Satin: 1.38in/35mm*

**Decor Monogram 04**



*Recommended Heights:*  
*Minimum Height for Satin: 0.59in/15mm*  
*Maximum Height for Satin: 1.38in/35mm*

**Décor Monogram 05**



*Recommended Heights:*  
*Minimum Height for Satin: 0.59in/15mm*  
*Maximum Height for Satin: 1.38in/35mm*

### Décor Monogram 06




*Recommended Heights:*  
*Minimum Height for Satin: 0.59in/15mm*  
*Maximum Height for Satin: 1.38in/35mm*

### Décor Monogram 07



*Recommended Heights:*  
*Minimum Height for Satin: 0.59in/15mm*  
*Maximum Height for Satin: 1.38in/35mm*

### Décor Monogram 08



*Recommended Heights:*  
*Minimum Height for Satin: 0.98in/25mm*  
*Maximum Height for Satin: 3.15in/80mm*

### Décor Monogram 09



*Recommended Heights:*  
*Minimum Height for Satin: 0.59in/15mm*  
*Maximum Height for Satin: 1.38in/35mm*



### Décor Monogram 10



*Recommended Heights:*  
*Minimum Height for Satin: 0.59in/15mm*  
*Maximum Height for Satin: 1.38in/35mm*

### Décor Monogram 11




*Recommended Heights:*  
*Minimum Height for Satin: 0.59in/15mm*  
*Maximum Height for Satin: 1.38in/35mm*

### Décor Monogram 12



*Recommended Heights:  
Minimum Height for Satin: 0.98in/25mm  
Maximum Height for Satin: 3.15in/80mm*

### Fancy Runs Monogram



*Recommended Heights:  
Minimum Height for Satin: 1.18in/30mm*

### Intertwined Monogram



*Recommended Heights:  
Minimum Height for Satin: 1.18in/30mm*

### Modern Angles Monogram



*Recommended Heights:  
Minimum Height for Satin: 0.98in/25mm  
Maximum Height for Satin: 2.48in/63mm*